

Restart Dashboard

Week ending August 23, 2020

YOUR HEALTH AND SAFETY... OUR PRIORITY.



Readiness criteria and indicators for living a new normal with COVID-19

1

COVID-19 transmission is controlled

- Weekly number of cases
- Weekly number of deaths
- Transmission rate (R_t)

2

Sufficient public health capacity is in place to test, trace and isolate all cases

- Number of people tested per week
- % of positive tests per week
- Proportion of cases acquired locally for which the source of exposure is unknown

3

Expanded health care capacity exists: new cases maintained at a level the health system can manage including substantial clinical care capacity for surges

- Weekly number of ICU beds occupied by COVID-19 patients
- Weekly % of total ventilators used by COVID-19 patients

4

Supports are in place for vulnerable groups/communities and key populations to minimize outbreak risks

- Percentage of all deaths that occur within long-term care facilities and retirement residences

5

Workplace preventive measures are established to reduce risk

- Top-3 settings with highest occurrence of outbreaks

6

Avoiding risk of importation of cases

- Number of cases who had travelled internationally, and number of cases who had a contact with an international traveler

Restart Dashboard - Canada

Week ending August 23rd

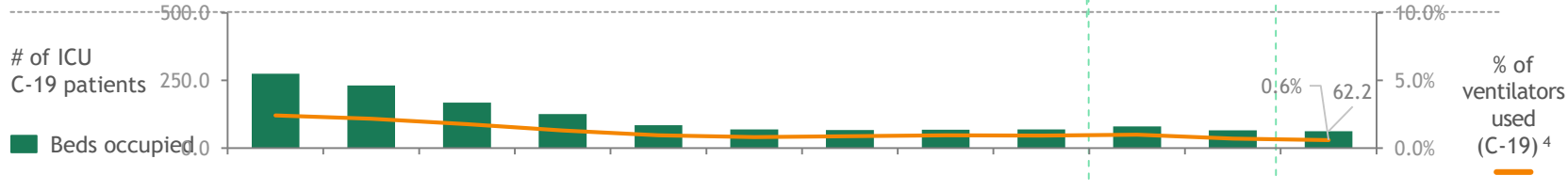
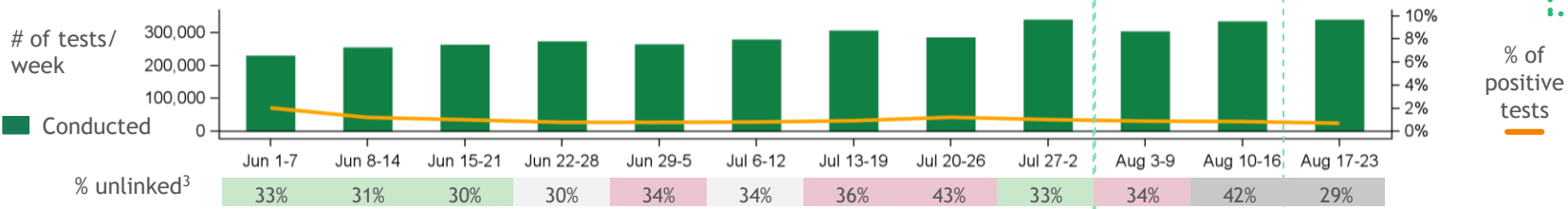

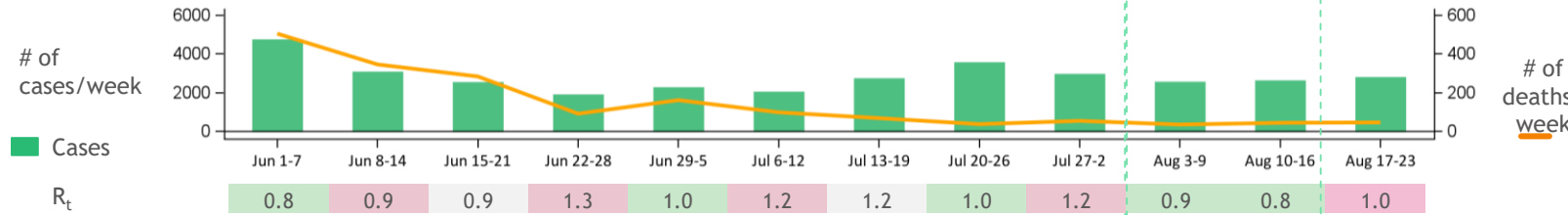
Response Milestones

Transmission is Controlled

Importation of Cases

Public Health Capacity

Health System Capacity



Week over week trend

- X Decreasing
- X Increasing
- No change

Weekly Cases: 2,809 (6.6%)

Weekly Deaths: 47 (4.4%)

Weekly Tests: 338,348 (1.5%)

Percent Positivity: 0.7%

Key Points

- The national weekly case count (ending August 23rd) increased. Weekly death counts also increased.
- National weekly tests performed increased 1.5%. Some jurisdictions have not reported testing numbers since Aug 21st.
- Percent positivity decreased to 0.7%.
- Cases with international travel history continue to occur.
- The number of ICU beds and % of ventilators used by COVID-19 patients both decreased to 62.2 and 0.6% respectively.

Top 3 Outbreak Settings*

Location	# cases	% total cases
Long term care facilities (LTCF) & retirement homes	21741	17
Meat processing plant	3148	3
Hospital	2116	2

*Data as of August 23rd

LTCF and retirement home deaths as % of total deaths **79%**

1. Number of cases who travelled outside of Canada. 2. Number of cases who reported having contact with an international traveller 3. Proportion of cases acquired locally for which the source of exposure is unknown
 4. Percentage of ventilators used by COVID-19 patients excludes BC, Quebec and Yukon as data is unavailable for these P/Ts
 Sources: Detail of sources included in appendix
 Grey box indicates jurisdictions are updating exposure status on an ongoing basis as case investigations are completed

Restart Dashboard - Alberta

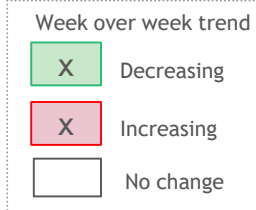
Week ending August 23rd

Response Milestones

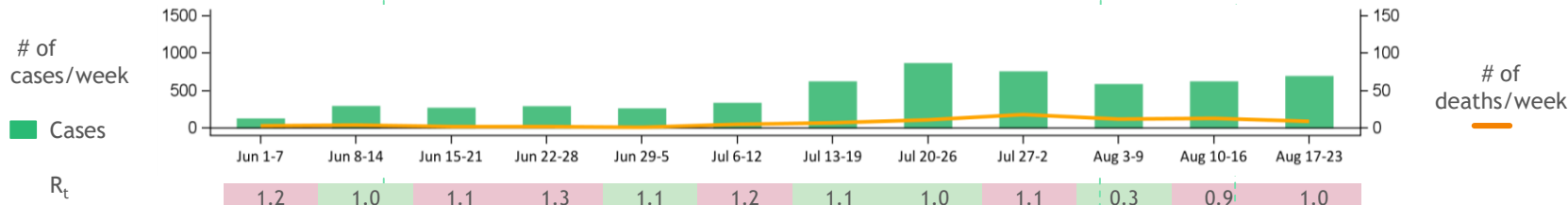
06/12 Stage 2 began: Gatherings up to 50 people indoor and 100 outdoor, further reopening of businesses with continued protections in place

08/01: Masks made mandatory in indoor public spaces in various municipalities including: Calgary, Edmonton, Banff

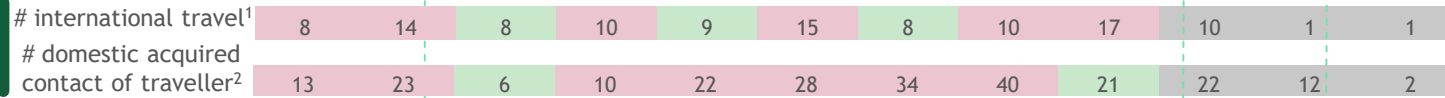
08/14 Masks required for Grade 4-12 in AB, except for Calgary, where masks are required from K-12



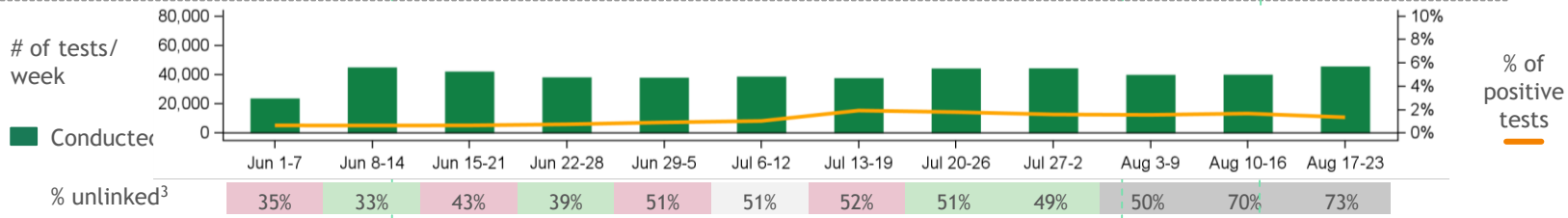
Transmission is Controlled



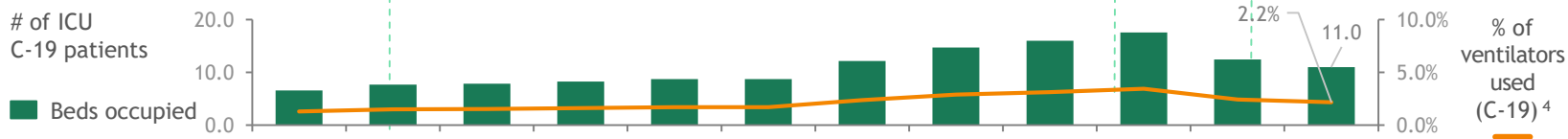
Importation of Cases



Public Health Capacity



Health System Capacity



Weekly Cases: 695 (11.6%)
Weekly Deaths: 9 (-30.8%)
Weekly Tests: 45,522 (14.1%)
Percent Positivity: 1.4%

Key Points

- The weekly case count (ending August 23th) increased compared to the 7 days prior, and there were 9 new deaths reported.
- # ICU beds occupied by COVID patients decreased from last week to 11 and % of ventilators used by COVID patients decreased from last week to 2.2%.

Top 3 Outbreak Settings*

Location	# cases	% total cases
Meat processing plant	2,749	22
Long term care facilities (LTCF) & retirement homes	789	6
Industrial settings	358	3

*Data as of August 23rd

LTCF and retirement home deaths as % of total deaths **66%**

3

1. Number of cases who travelled outside of Canada. 2. Number of cases who reported having contact with an international traveller 3. Proportion of cases acquired locally for which the source of exposure is unknown 4. Percentage of ventilators used by COVID-19 patients excludes BC, Quebec and Yukon as data is unavailable for these P/Ts Sources: Detail of sources included in appendix Grey box indicates jurisdictions are updating exposure status on an ongoing basis as case investigations are completed

Restart Dashboard – British Columbia

Week ending August 23rd

Response Milestones

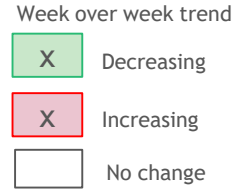
06/24 Phase 3 began: Hotels, movie theaters reopened; concerts prohibited

07/22 New restrictions for restaurants/bars/nightclubs: patrons must be seated; no ordering from bars; dance floors closed

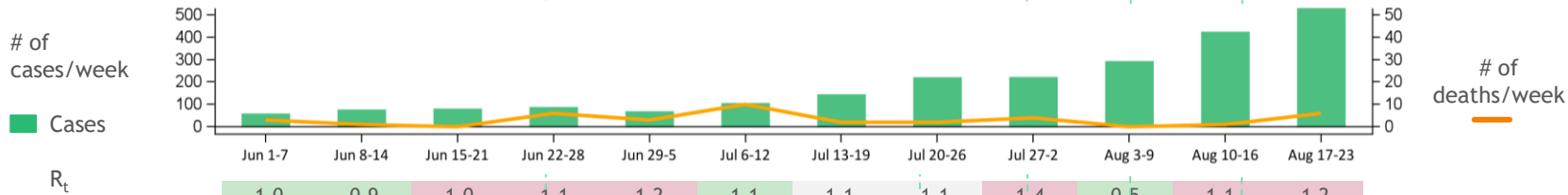
07/27 New restrictions for gathering limits in short term rentals

08/06: Masks mandatory on public transit effective August 24


08/12 Masks required for middle school to Grade 12 on school buses and in hallways/common areas



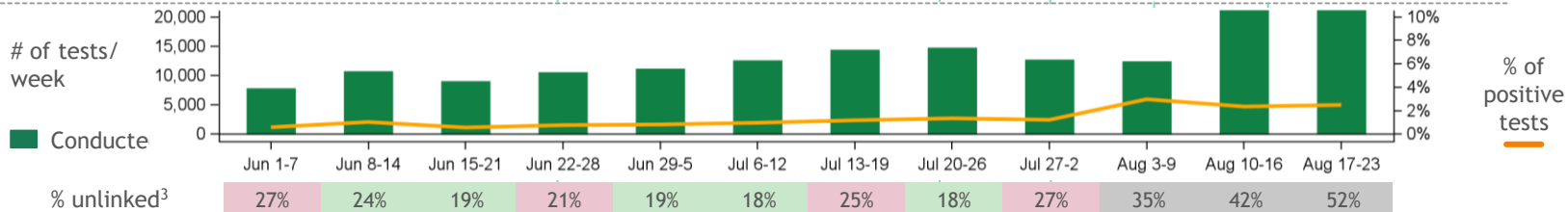
Transmission is Controlled



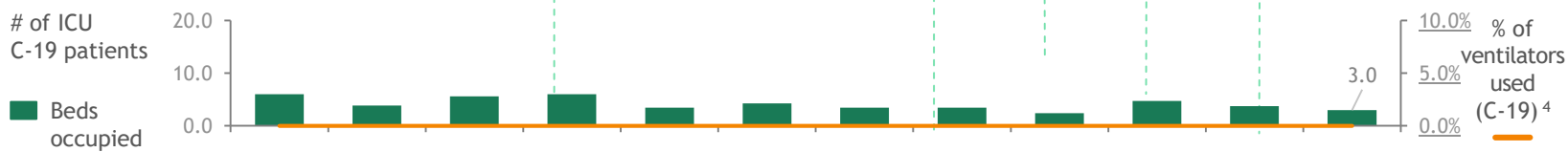
Importation of Cases



Public Health Capacity



Health System Capacity



Weekly Cases: 557 (31.4%)
Weekly Deaths: 6 (500%)
Weekly tests: 22,018 (-0.4%)
Percent Positivity: 2.5%

Key Points

- The weekly case count (ending August 23th) increased compared to the 7 days prior.
- The percent positivity increased to 2.5%.
- # of ICU beds occupied by COVID patients decreased from last week to 3.0.

Top 3 Outbreak Settings*

Location	# cases	% total cases
Long term care facilities (LTCF) & retirement homes	584	12
Mass gathering	275	6
Correctional facility	146	3

*Data as of August 23rd

LTCF and retirement home deaths as % of total deaths **72%**

4

1. Number of cases who travelled outside of Canada. 2. Number of cases who reported having contact with an international traveller 3. Proportion of cases acquired locally for which the source of exposure is unknown 4. Percentage of ventilators used by COVID-19 patients excludes BC, Quebec and Yukon as data is unavailable for these P/Ts Sources: Detail of sources included in appendix Grey box indicates jurisdictions are updating exposure status on an ongoing basis as case investigations are completed

Restart Dashboard - Manitoba

Week ending August 23rd

Response Milestones

06/01 Phase 2 began: Indoor dining and recreational activities resumed at 50% capacity

06/21 Phase 3 began: Gatherings up to 50 people indoor and 100 outdoor


06/26 Travellers from BC, AB, SK, YT, NT, NU, and northwestern ON exempted from self-isolation requirement

07/25: Phase 4 began, allowing closer than 2m distance with personal services and casinos reopen with 30% capacity

08/19: Masks mandatory in schools for Grade 4-12

08/24: Masks mandatory in hospitals and health centres

Week over week trend

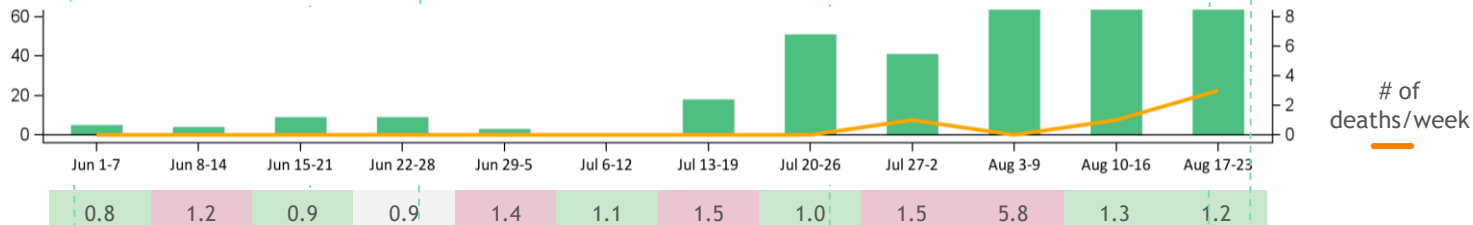


Transmission is Controlled

of cases/week

Cases


R_t



Importation of Cases

international travel¹

domestic acquired contact of traveller²

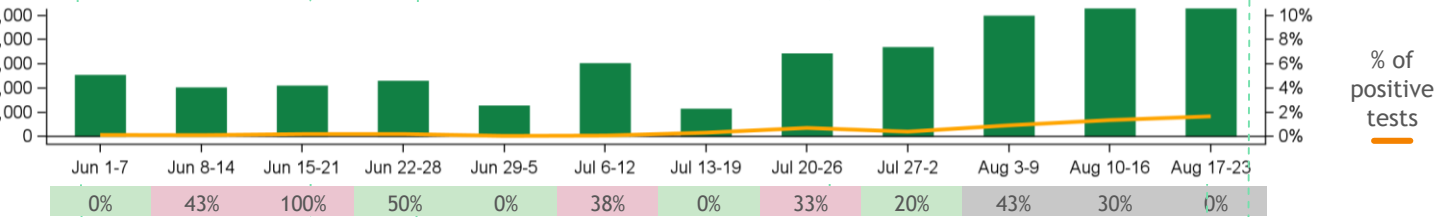


Public Health Capacity

of tests/week

Conducted

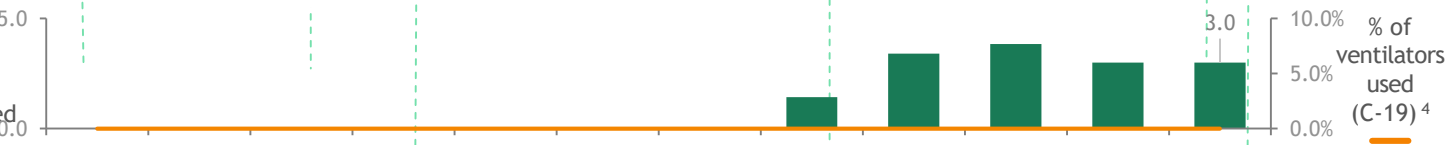
% unlinked³



Health System Capacity

of ICU C-19 patients

Beds occupied



Weekly Cases: 247 (59.4%)
Weekly Deaths: 3 (200%)
Weekly tests: 11,635 (2.3%)
Percent Positivity: 1.7%

Key Points

- The weekly case count (ending August 23th) increased compared to the 7 days prior.
- Daily testing numbers have not been submitted since Aug 21st.
- # ICU beds occupied by COVID patients remained unchanged at 3.0.
- % of ventilators used remains consistent at 0.

Top 3 Outbreak Settings*

Location	# cases	% total cases
Meat Production/Packing Facility	71	8
Large Population Centre	66	7
Faith Community	35	4

*Data as of August 23rd

LTCF and retirement home deaths as % of total deaths **15%**

1. Number of cases who travelled outside of Canada. 2. Number of cases who reported having contact with an international traveller 3. Proportion of cases acquired locally for which the source of exposure is unknown 4. Percentage of ventilators used by COVID-19 patients excludes BC, Quebec and Yukon as data is unavailable for these P/Ts Sources: Detail of sources included in appendix Grey box indicates jurisdictions are updating exposure status on an ongoing basis as case investigations are completed

Restart Dashboard – New Brunswick

Week ending August 23rd

Week over week trend

- X Decreasing
- X Increasing
- No change

Weekly Cases: 3 (-70.0%)

Weekly Deaths: 0 (NA%)

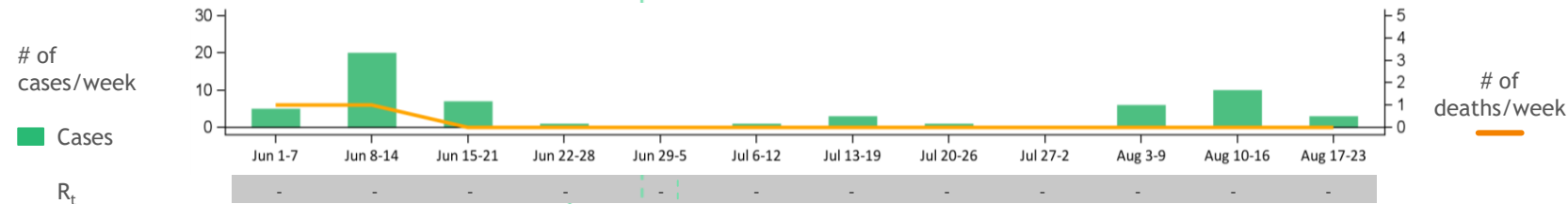
Weekly tests: 1,811 (14.3%)

Percent Positivity: 0.2%


Response Milestones

- 06/26 Zone 5 moved to yellow phase
- 06/29 Masks mandatory on public buses in Moncton, Fredericton and Saint John
- 07/03 Atlantic Bubble began
- 08/13 Masks mandatory for Grades 6 to 12 in common areas and on school buses under certain conditions

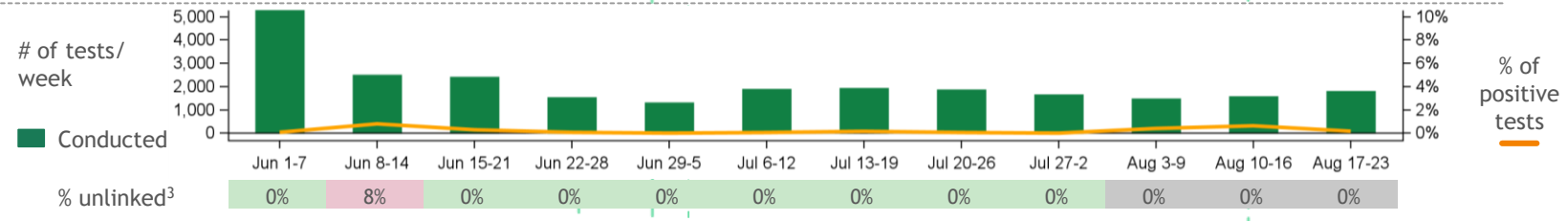
Transmission is Controlled



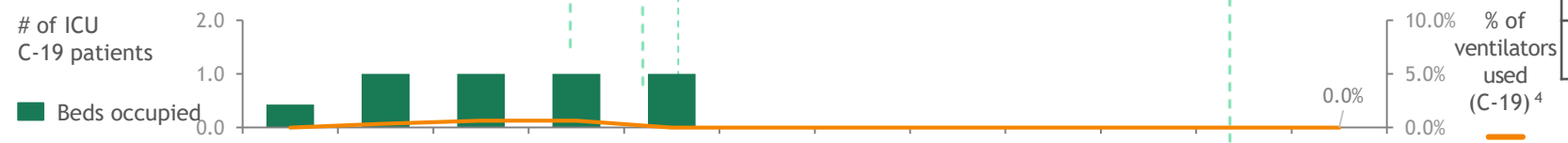
Importation of Cases



Public Health Capacity



Health System Capacity



Key Points

- 3 new cases were reported for the week ending August 23rd.
- # of ICU beds and % of ventilators occupied by COVID patients remained consistent at 0.

Top 3 Outbreak Settings*

Location	# cases	% total cases
Long term care facilities (LTCF) & retirement homes	23	12
Hospital	10	5
Agricultural	8	4

*Data as of August 23rd

LTCF and retirement home deaths as % of total deaths: 100%

1. Number of cases who travelled outside of Canada. 2. Number of cases who reported having contact with an international traveller 3. Proportion of cases acquired locally for which the source of exposure is unknown 4. Percentage of ventilators used by COVID-19 patients excludes BC, Quebec and Yukon as data is unavailable for these P/Ts Sources: Detail of sources included in appendix Grey box indicates jurisdictions are updating exposure status on an ongoing basis as case investigations are completed

Restart Dashboard – Newfoundland and Labrador

Week ending August 23rd

Response Milestones

06/08 Alert Level 3: Gatherings up to 20 people; retails, restaurants and personal services reopened; swimming pools and team sports resumed

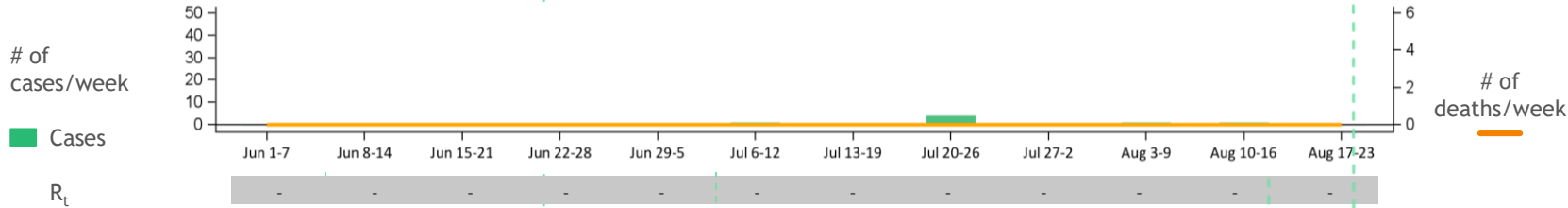
06/25 Alert Level 2: Bars and cinemas reopened with reduced capacity; indoor gyms reopened

07/03 Atlantic Bubble began


08/17 Masks mandatory on school buses; Masks mandatory for English high schools in common areas

08/24 Masks mandatory in most indoor public spaces Gatherings for organized events increased to 100 indoors/outdoors with conditions

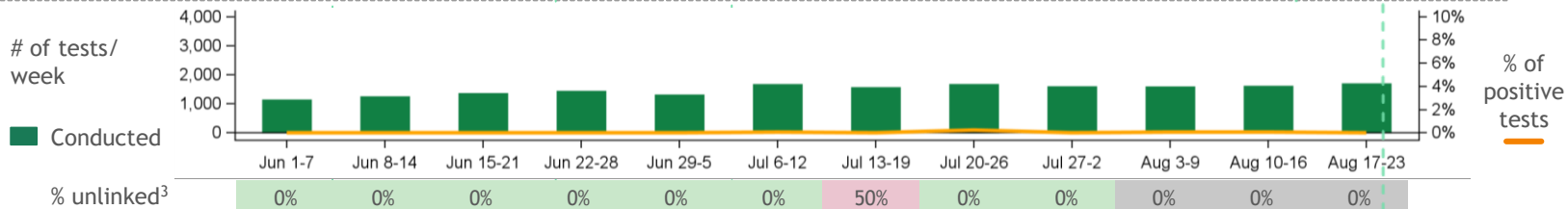
Transmission is Controlled



Importation of Cases



Public Health Capacity



Health System Capacity



Week over week trend

- X Decreasing
- X Increasing
- No change

Weekly Cases: 0 (-100.0%)

Weekly Deaths: 0 (NA%)

Weekly tests: 1,704 (5.2%)

Percent Positivity: 0.0%

Key Points

- No new case was reported in the week ending August 23rd.
- # of ICU beds and % of ventilators occupied by COVID patients remained consistent at 0.

Top 3 Outbreak Settings*

Location	# cases	% total cases
Funeral/memorial services	177	66
Hospital/Acute care facility	3	1
Other - TV Show Cast & Crew	2	<1

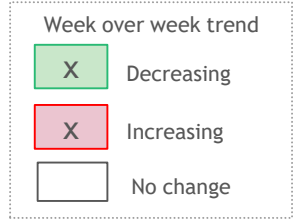
*Data as of August 23rd

LTCF and retirement home deaths as % of total deaths: **0%**

1. Number of cases who travelled outside of Canada. 2. Number of cases who reported having contact with an international traveller 3. Proportion of cases acquired locally for which the source of exposure is unknown 4. Percentage of ventilators used by COVID-19 patients excludes BC, Quebec and Yukon as data is unavailable for these P/Ts Sources: Detail of sources included in appendix Grey box indicates jurisdictions are updating exposure status on an ongoing basis as case investigations are completed

Restart Dashboard – Northwest Territories

Week ending August 23rd

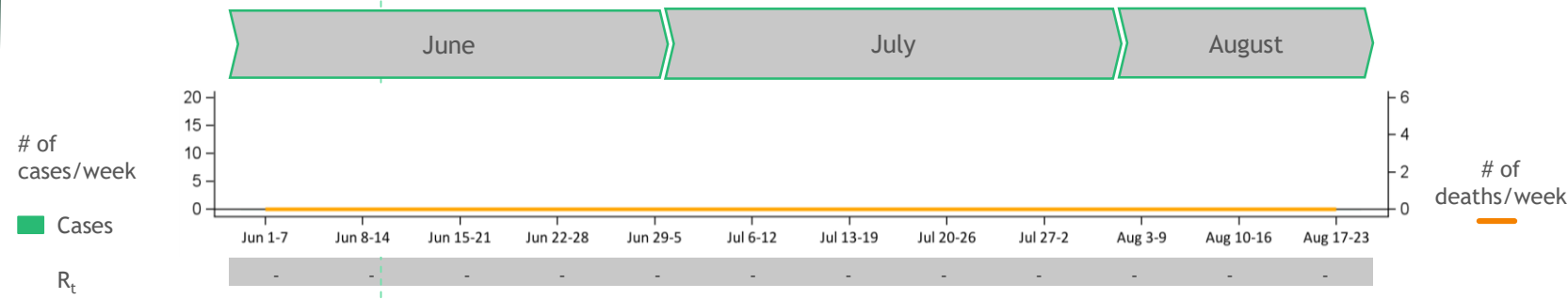


Weekly Cases: 0 (NA%)
Weekly Deaths: 0 (NA%)
Weekly tests: 175 (60.6%)
Percent Positivity: 0.0%


Response Milestones

06/12 Phase 2 began: Gatherings up to 25 people indoor and 50 outdoor; restaurants and cinemas reopened with reduced capacity; low risk sports resumed

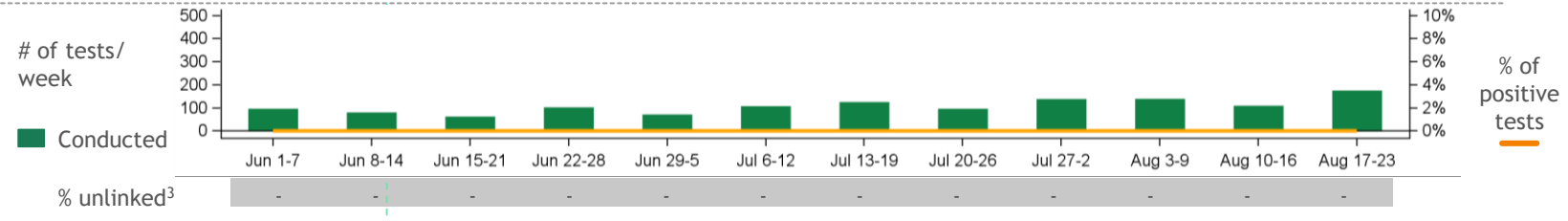
Transmission is Controlled



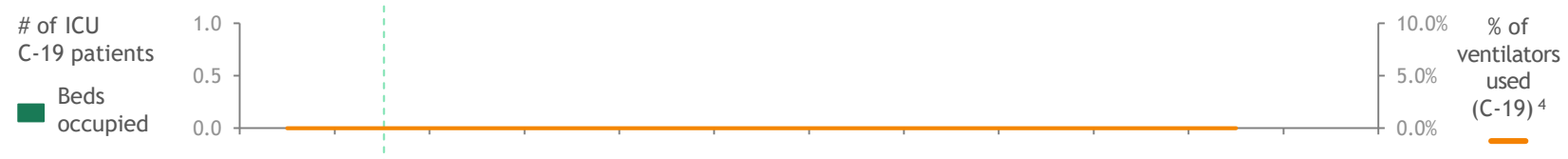
Importation of Cases



Public Health Capacity



Health System Capacity



Key Points

- No new cases or deaths were reported over the week ending August 23rd.
- Daily testing numbers have not been submitted since Aug 21st.
- The number of tests conducted remained stable.
- No COVID patients in ICU or on ventilators for the past 3 months.

Top 3 Outbreak Settings

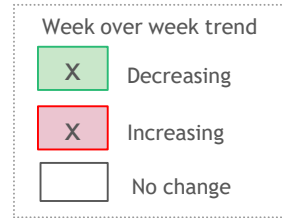
- No outbreak setting identified

LTCF and retirement home deaths as % of total deaths	N/A
------------------------------------------------------	-----

1. Number of cases who travelled outside of Canada. 2. Number of cases who reported having contact with an international traveller 3. Proportion of cases acquired locally for which the source of exposure is unknown 4. Percentage of ventilators used by COVID-19 patients excludes BC, Quebec and Yukon as data is unavailable for these P/Ts Sources: Detail of sources included in appendix Grey box indicates jurisdictions are updating exposure status on an ongoing basis as case investigations are completed

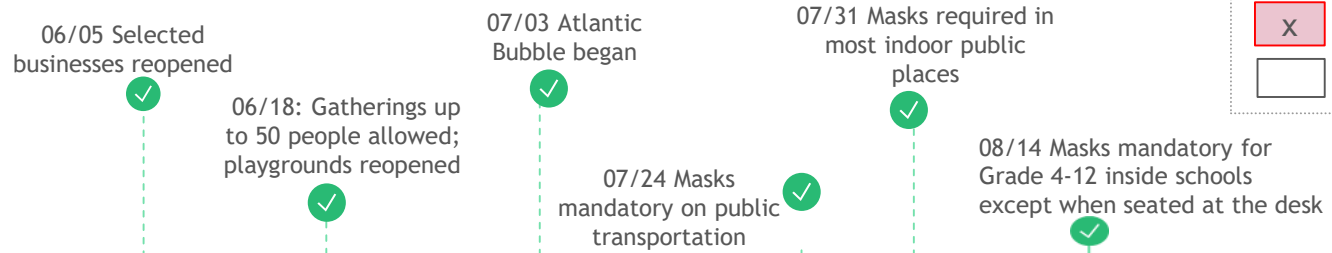
Restart Dashboard – Nova Scotia

Week ending August 23rd

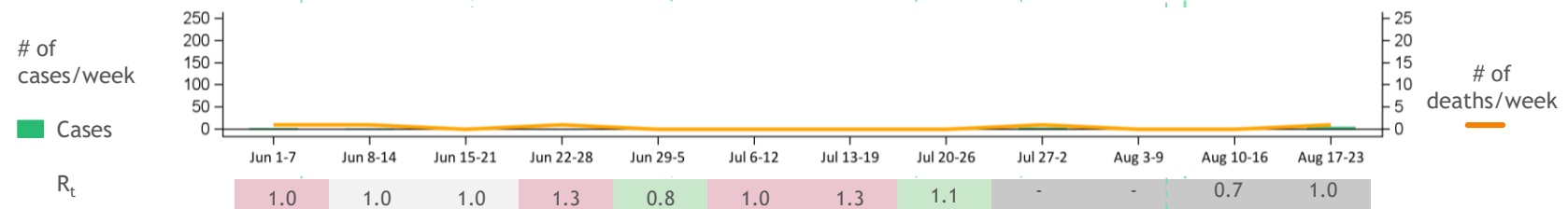


Weekly Cases: 6 (100%)
Weekly Deaths: 1 (NA%)
Weekly tests: 2,561 (8.9%)
Percent Positivity: 0.2%


Response Milestones



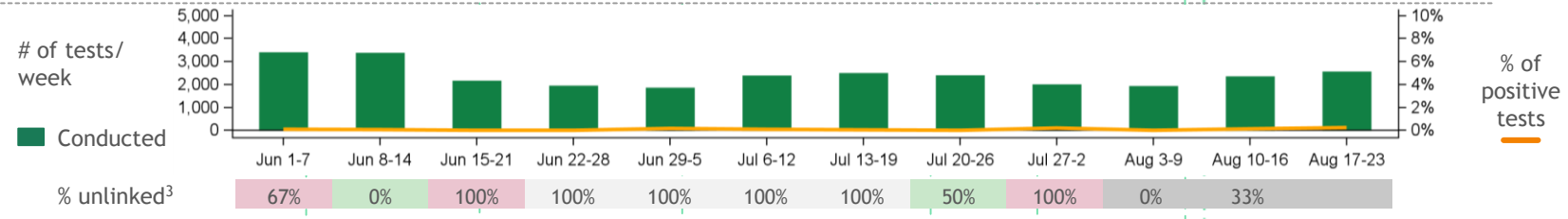
Transmission is Controlled



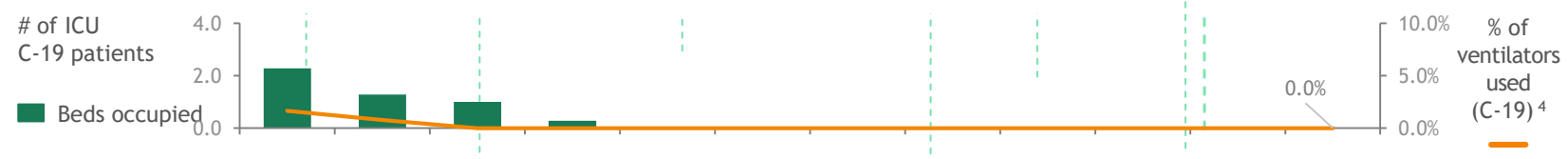
Importation of Cases



Public Health Capacity



Health System Capacity



Key Points

- 6 new cases and 1 new deaths were reported during the week ending August 23rd.
- No cases with history of travel outside of Canada for 12 weeks.
- # of ICU beds and % of ventilators occupied by COVID patients remained consistent at 0.

Top 3 Outbreak Settings*

Location	# cases	% total cases
Long term care facilities (LTCF) & retirement homes	373	35
Food and Drink/ Hospital and acute care facility/ Police/ Shelter/Travel and tourism/ Correctional facility	1 each	<1 each

*Data as of August 23rd

LTCF and retirement home deaths as % of total deaths **88%**⁹

1. Number of cases who travelled outside of Canada. 2. Number of cases who reported having contact with an international traveller 3. Proportion of cases acquired locally for which the source of exposure is unknown 4. Percentage of ventilators used by COVID-19 patients excludes BC, Quebec and Yukon as data is unavailable for these P/Ts 6. Rt last available July 7. Grey box indicates jurisdictions are updating exposure status on an ongoing basis as case investigations are completed

Restart Dashboard - Nunavut

Week ending August 23rd

Week over week trend

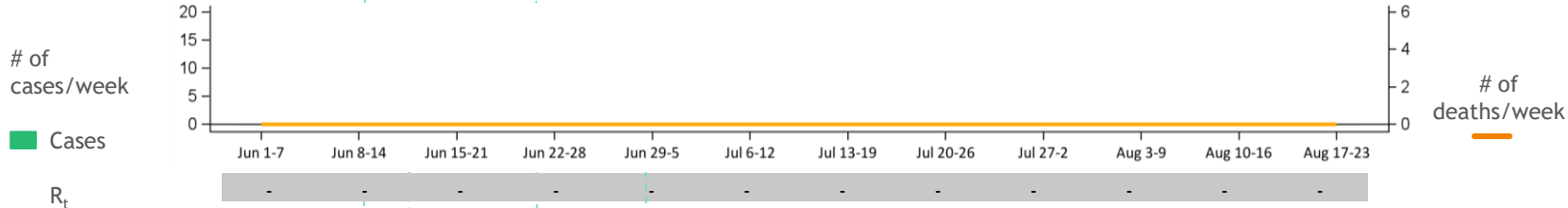
- X Decreasing
- X Increasing
- No change

Weekly Cases: 0 (NA%)
Weekly Deaths: 0 (NA%)
Weekly tests: 80 (-23.1%)
Percent Positivity: 0.0%

Response Milestones

- 06/08 Retail locations and workspaces reopened
- 06/12 Travel to and from NWT permitted
- 06/22 Restaurants and personal care services reopened
- 06/29 Limit for outdoor gatherings 50 and indoor 10

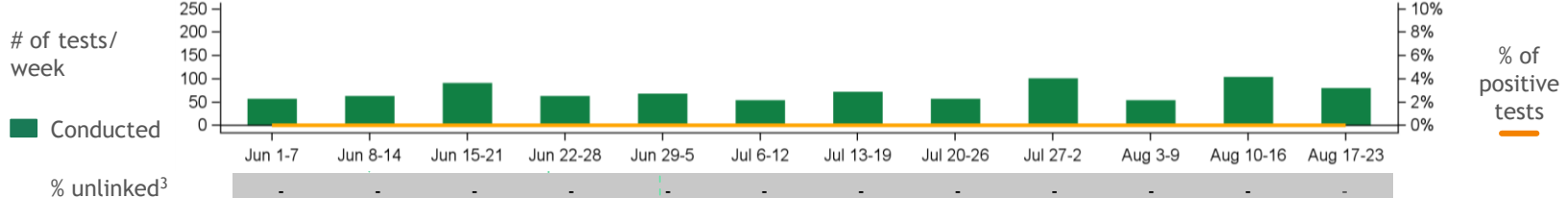
Transmission is Controlled



Importation of Cases



Public Health Capacity



Health System Capacity



Key Points

- No new cases were reported over the past week (ending August 23rd), and no deaths reported.
- No COVID patients in ICU or on ventilators for the past 3 months.
- Daily testing numbers have not been submitted since Aug 21st.

Top 3 Outbreak Settings

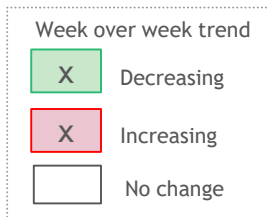
- No outbreak setting identified

LTCF and retirement home deaths as % of total deaths: N/A

1. Number of cases who travelled outside of Canada. 2. Number of cases who reported having contact with an international traveller 3. Proportion of cases acquired locally for which the source of exposure is unknown 4. Percentage of ventilators used by COVID-19 patients excludes BC, Quebec and Yukon as data is unavailable for these P/Ts Sources: Detail of sources included in appendix Grey box indicates jurisdictions are updating exposure status on an ongoing basis as case investigations are completed

Restart Dashboard - Ontario

Week ending August 23rd



06/12 Stage 2 began for selected regions: Gatherings up to 10 people permitted; outdoor recreational places reopened

07/06 non-medical face masks mandatory for Toronto and Ottawa (indoor public spaces)

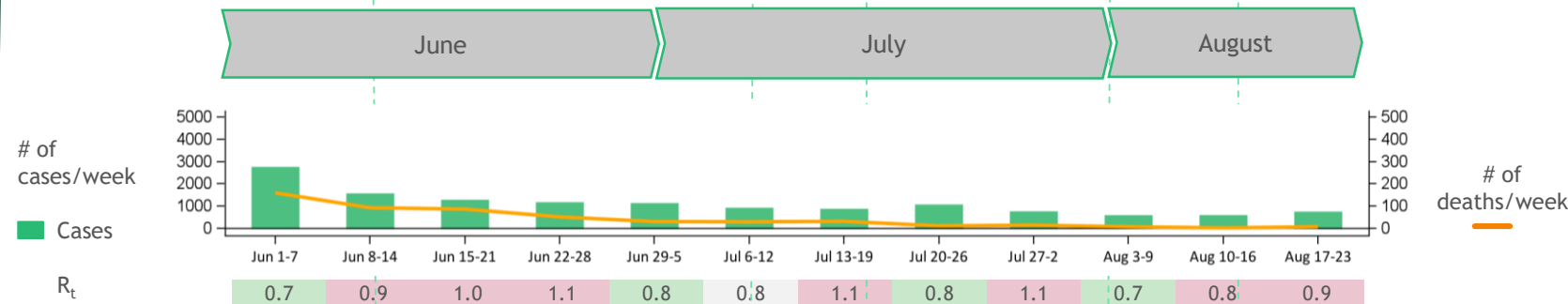
07/17 Stage 3 began for selected regions: Gatherings up to 50 people indoor, 100 people outdoor

07/31 Toronto and Peel began stage 3; Windsor-Essex remained in stage 2

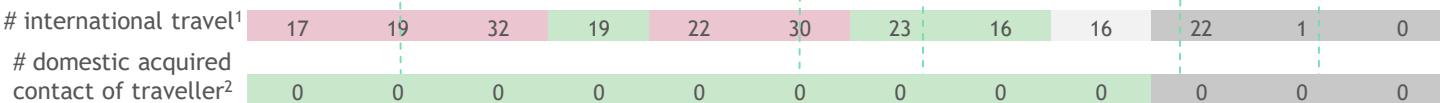
08/14 Indoor gyms and recreation centres allowed to open with up to 50 people

Response Milestones

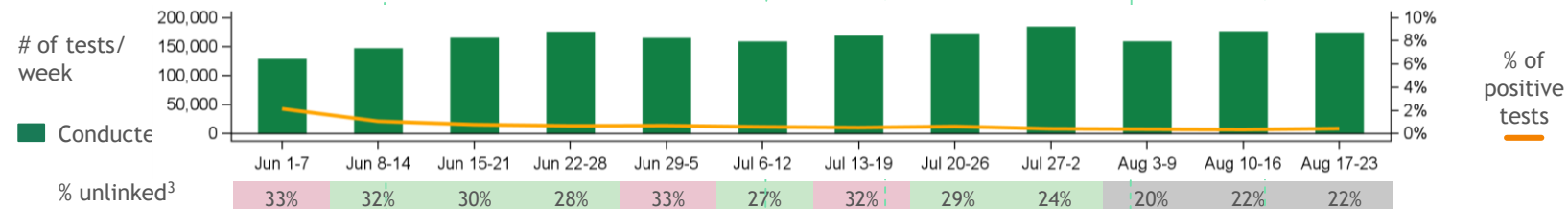
Transmission is Controlled



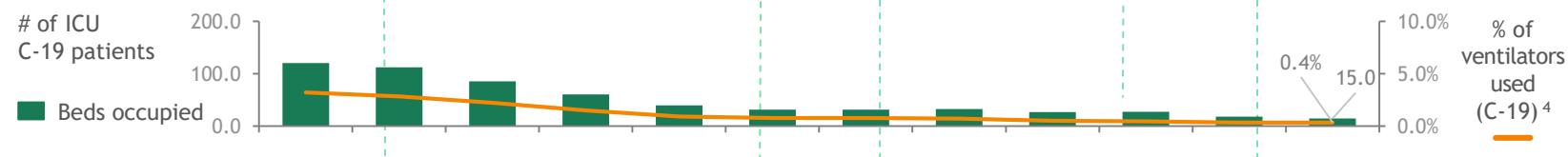
Importation of Cases



Public Health Capacity



Health System Capacity



Weekly Cases: 756 (26.0%)
Weekly Deaths: 8 (167.0%)
Weekly Tests: 174,410 (-1.2%)
Percent Positivity: 0.4%

Key Points

- The weekly case count (ending August 23rd) increased compared to the 7 days prior; the weekly death count increased.
- The number of weekly tests decreased.
- The number of ICU beds decreased to 15.0 and % of ventilators used by COVID-19 patients remained unchanged at 0.4%.

Top 3 Outbreak Settings*

Location	# cases	% total cases
Long term care facilities (LTCF) & retirement homes	8948	22
Agricultural work setting	1668	4
Hospital	679	2

*Data as of August 23rd

LTCF and retirement home deaths as % of total deaths **72%**

1. Number of cases who travelled outside of Canada. 2. Number of cases who reported having contact with an international traveller 3. Proportion of cases acquired locally for which the source of exposure is unknown 4. Percentage of ventilators used by COVID-19 patients excludes BC, Quebec and Yukon as data is unavailable for these P/Ts Sources: Detail of sources included in appendix Grey box indicates jurisdictions are updating exposure status on an ongoing basis as case investigations are completed

Restart Dashboard – Prince Edward Island

Week ending August 23rd

Response Milestones

06/01 Phase 3 began: Gatherings up to 15 people for indoor and 20 for outdoor; organized recreational activities and facilities reopened; restaurants reopened with in-room dining

06/26 Phase 4 began: Organized gatherings up to 50 people permitted; casinos and additional personal services reopened; government services continued to reopen

08/18 Three cohorts of 50 people allowed for events such as worship services, weddings, concerts, and sporting events

07/03 Atlantic Bubble began

Week over week trend

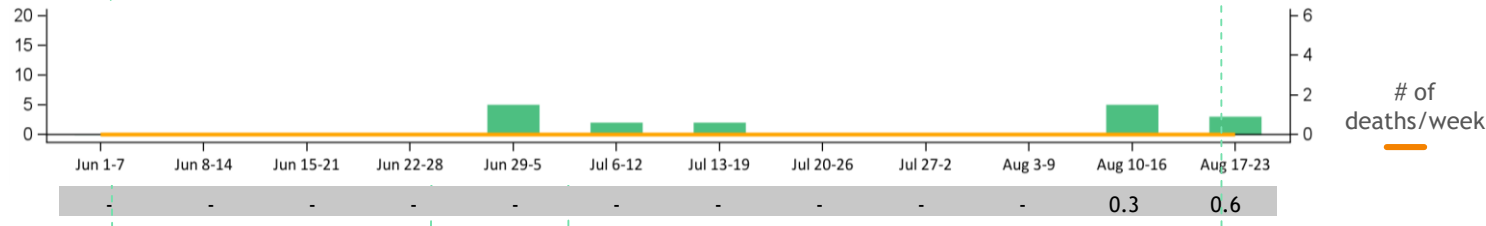
- X Decreasing
- X Increasing
- No change

Transmission is Controlled

of cases/week

Cases

R_t



Importation of Cases

international travel¹

domestic acquired contact of traveller²

of tests/week

Conducted

% unlinked³

of ICU C-19 patients

Beds occupied

1. Number of cases who travelled outside of Canada. 2. Number of cases who reported having contact with an international traveller 3. Proportion of cases acquired locally for which the source of exposure is unknown

4. Percentage of ventilators used by COVID-19 patients excludes BC, Quebec and Yukon as data is unavailable for these P/Ts Sources: Detail of sources included in appendix

Grey box indicates jurisdictions are updating exposure status on an ongoing basis as case investigations are completed

Weekly Cases: 3 (-40.0%)
Weekly Deaths: 0 (NA%)
Weekly tests: 2,095 (13.7%)
Percent Positivity: 0.1%

Key Points

- 3 new cases were reported over the past week (ending August 23rd).
- No new deaths reported.
- No COVID patients in ICU or on ventilators for the past 3 months.

Top 3 Outbreak Settings*

Location	# cases	% total cases
Travel and Tourism	4	9
Hospital	2	5
Long term care facilities (LTCF) & retirement homes	1	2

*Data as of August 23rd

LTCF and retirement home deaths as % of total deaths N/A 12

% of positive tests

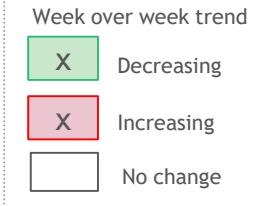
% of ventilators used (C-19)⁴

Restart Dashboard - Quebec

Week ending August 23rd

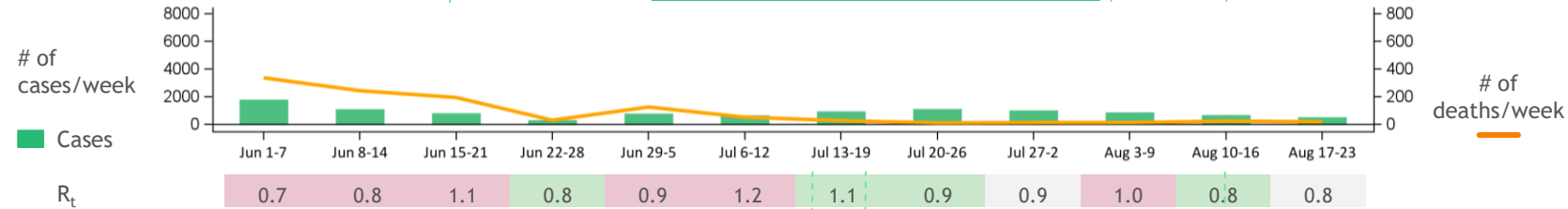
Response Milestones

- 06/18 Daycares (outside Montreal) reopened at full capacity
- 07/13 Non-medical face masks mandatory on public transit for persons over the age of 12; new restrictions for bars including reduced capacity and reduced opening hours
- 07/18 non-medical face masks mandatory in indoor public spaces
- 08/03 new limit of 250 people in indoor and outdoor public venues with physical distancing
- 08/13 Masks mandatory for Grades 5 and up in hallways

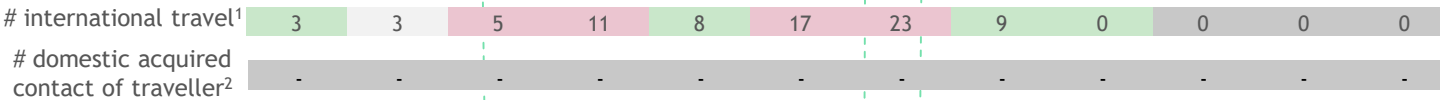


Weekly Cases: 522 (-23.2%)
Weekly Deaths: 20 (-20.0%)
Weekly tests: 69,380 (3.1%)
Percent Positivity: 0.3%

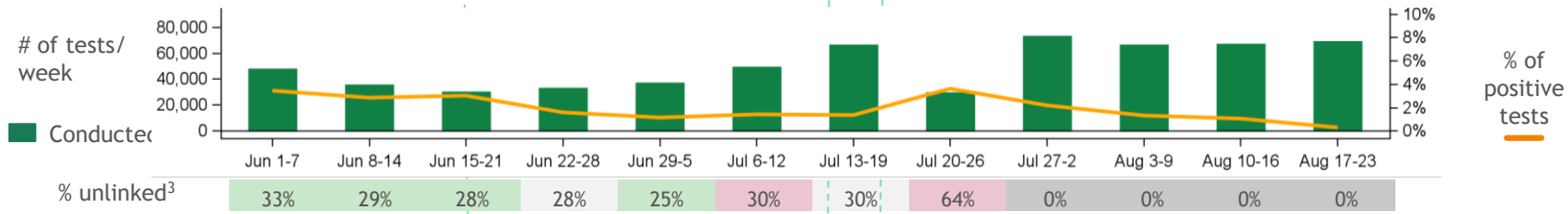
Transmission is Controlled



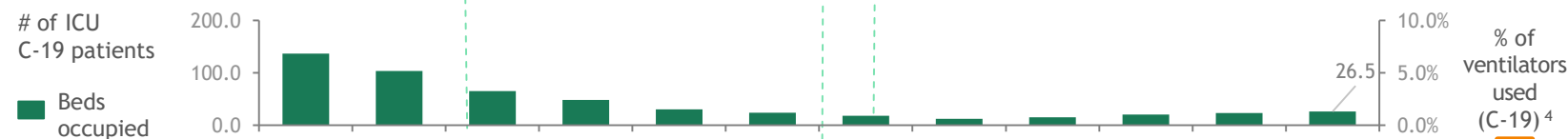
Importation of Cases



Public Health Capacity



Health System Capacity



Key Points

- The weekly case and death count (ending August 23rd) decreased compared to the 7 days prior.
- The number of tests increased from the previous week.
- # of COVID patients in ICU beds increased to 26.5.

Top 3 Outbreak Settings*

Location	# cases	% total cases
Long term care facilities (LTCF) & retirement homes	10997	18
Hospital	1186	2
Correctional facility	466	<1

*Data as of August 23rd

LTCF and retirement home deaths as % of total deaths **84%** 13

1. Number of cases who travelled outside of Canada. 2. Number of cases who reported having contact with an international traveller 3. Proportion of cases acquired locally for which the source of exposure is unknown 4. Percentage of ventilators used by COVID-19 patients excludes BC, Quebec and Yukon as data is unavailable for these P/Ts Sources: Detail of sources included in appendix Grey box indicates jurisdictions are updating exposure status on an ongoing basis as case investigations are completed

Restart Dashboard - Saskatchewan

Week ending August 23rd

Week over week trend

- X Decreasing
- X Increasing
- No change

Response Milestones

06/08 Phase 3 began: Gatherings up to 15 people indoor, 30 people outdoor; restaurants reopened at 50% capacity; recreational activities reopened

06/22 Phase 4.1 began: Outdoor parks and day camps reopened

07/6 Phase 4.2 began: Increased seating capacity at restaurants allowed; indoor sport venues and performing arts reopened

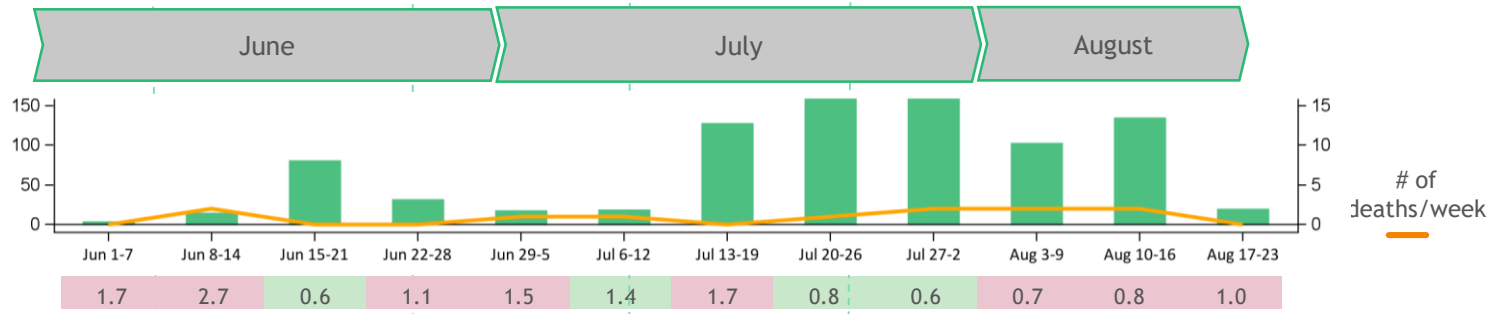
07/24 NW SK businesses and services to move into Phase 4

Transmission is Controlled

of cases/week

Cases

R_t



Importation of Cases

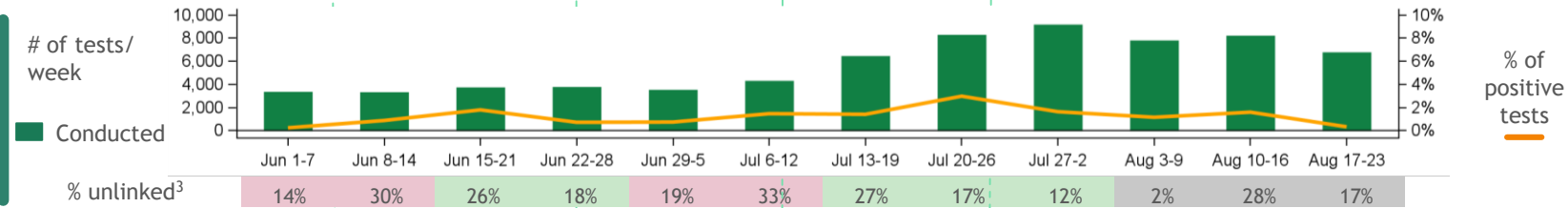
international travel¹

domestic acquired contact of traveller²

of tests/week

Conducted

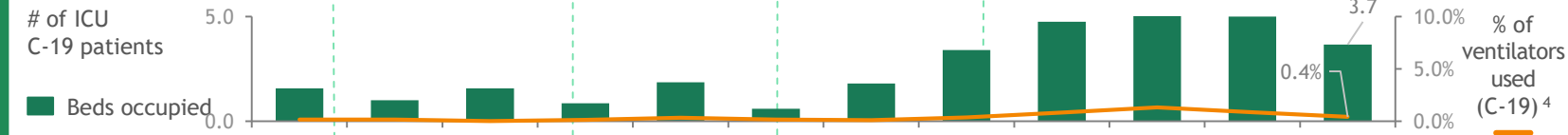
% unlinked³



Health System Capacity

of ICU C-19 patients

Beds occupied



Weekly Cases: 20 (-85.2%)

Weekly Deaths: 0 (-100.0%)

Weekly tests: 6,778 (-17.5%)

Percent Positivity: 0.3%

Key Points

- The weekly case count (ending August 23rd) decreased compared to the 7 days prior; no new deaths were reported.
- Rural & remote communities are most affected.
- The number of ICU beds decreased to 3.7 and % of ventilators used by COVID-19 patients also decreased to 0.4%.

Top 3 Outbreak Settings*

Location	# cases	% total cases
Rural & remote communities	353	22
Faith Community	328	21
Hospital and Acute Care Facility	34	2

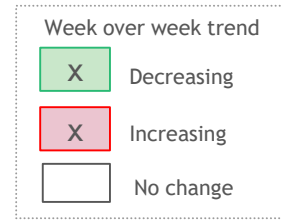
*Data as of August 23rd

LTCF and retirement home deaths as % of total deaths **9%**

1. Number of cases who travelled outside of Canada. 2. Number of cases who reported having contact with an international traveller 3. Proportion of cases acquired locally for which the source of exposure is unknown 4. Percentage of ventilators used by COVID-19 patients excludes BC, Quebec and Yukon as data is unavailable for these P/Ts Grey box indicates jurisdictions are updating exposure status on an ongoing basis as case investigations are completed

Restart Dashboard - Yukon

Week ending August 23rd



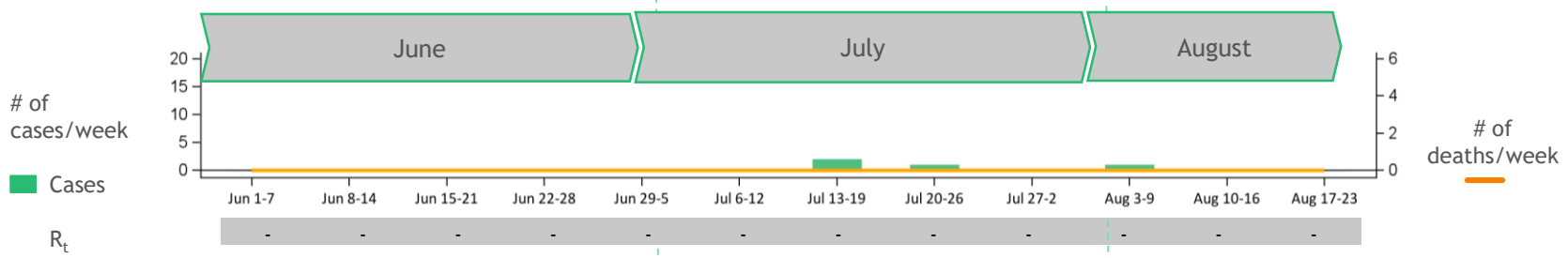
Weekly Cases: 0 (NA%)
Weekly Deaths: 0 (NA%)
Weekly tests: 179 (-44.1%)
Percent Positivity: 0%

Response Milestones


07/01 Phase 2 began:
Gatherings up to 10 people indoor, 50 people outdoor; restaurants reopened

08/01 Phase 3 began: Household bubble up to 15 people; gatherings up to 50 people indoor, 100 people outdoor

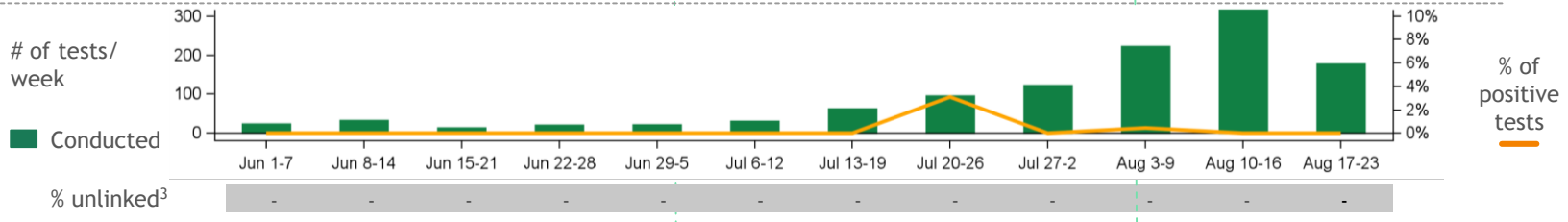
Transmission is Controlled



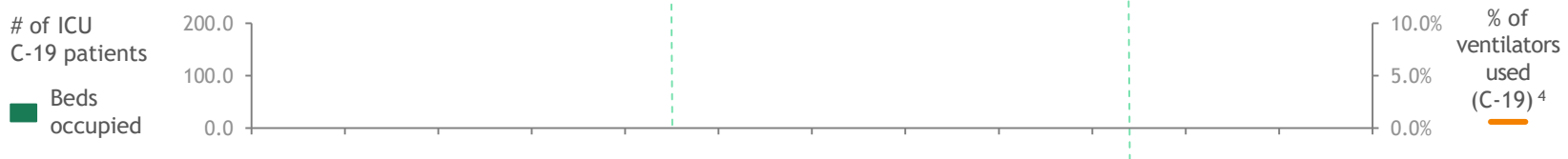
Importation of Cases



Public Health Capacity



Health System Capacity



Key Points

- No new case was reported during the week ending August 23rd.
- No COVID related deaths.
- No reported ICU COVID patients.
- Daily testing numbers have not been submitted since Aug 7th.

Top 3 Outbreak Settings*

Location	# cases	% total cases
Community/small city outbreak	4	27
Conference	2	13

*Data as of August 23rd

LTCF and retirement home deaths as % of total deaths **N/A**

1. Number of cases who travelled outside of Canada. 2. Number of cases who reported having contact with an international traveller 3. Proportion of cases acquired locally for which the source of exposure is unknown 4. Percentage of ventilators used by COVID-19 patients excludes BC, Quebec and Yukon as data is unavailable for these P/Ts Sources: Detail of sources included in appendix Grey box indicates jurisdictions are updating exposure status on an ongoing basis as case investigations are completed

Additional information

APPENDIX

Key Data Sources

Response Milestones

- Milestones: PT Operating Conditions - Plans and Updates file (Internal Health Canada Document)

Transmission is Controlled

- Cases and deaths: PHAC COVID-19 surveillance database
- R_t : provided by PHAC

Importation of Cases

- Number of cases who had travelled internationally and number of cases who had a contact with an international traveler: PHAC COVID-19 surveillance database

Public Health Capacity

- # of tests conducted: PHAC – National Microbiology Laboratory (NML)
- % of positive tests: PHAC – NML
- % unlinked: PHAC COVID-19 surveillance database

Health System Capacity *(Note: due to data collection process, data date range is Friday to Friday)*

- Number of ICU beds occupied by COVID-19 patients: Canadian Institute for Health Information reporting
- % of ventilators used by COVID-19 patients: Canadian Institute for Health Information reporting

Vulnerable Groups & Workplace Settings

- Number of outbreaks by setting: Based on P/T websites and press briefings and not validated by the province and territories
- Number of LTC and retirement residence deaths: Based on P/T websites and press briefings and not validated by the province and territories